



# LET'S GO CURRICULUM

## GUIDELINES

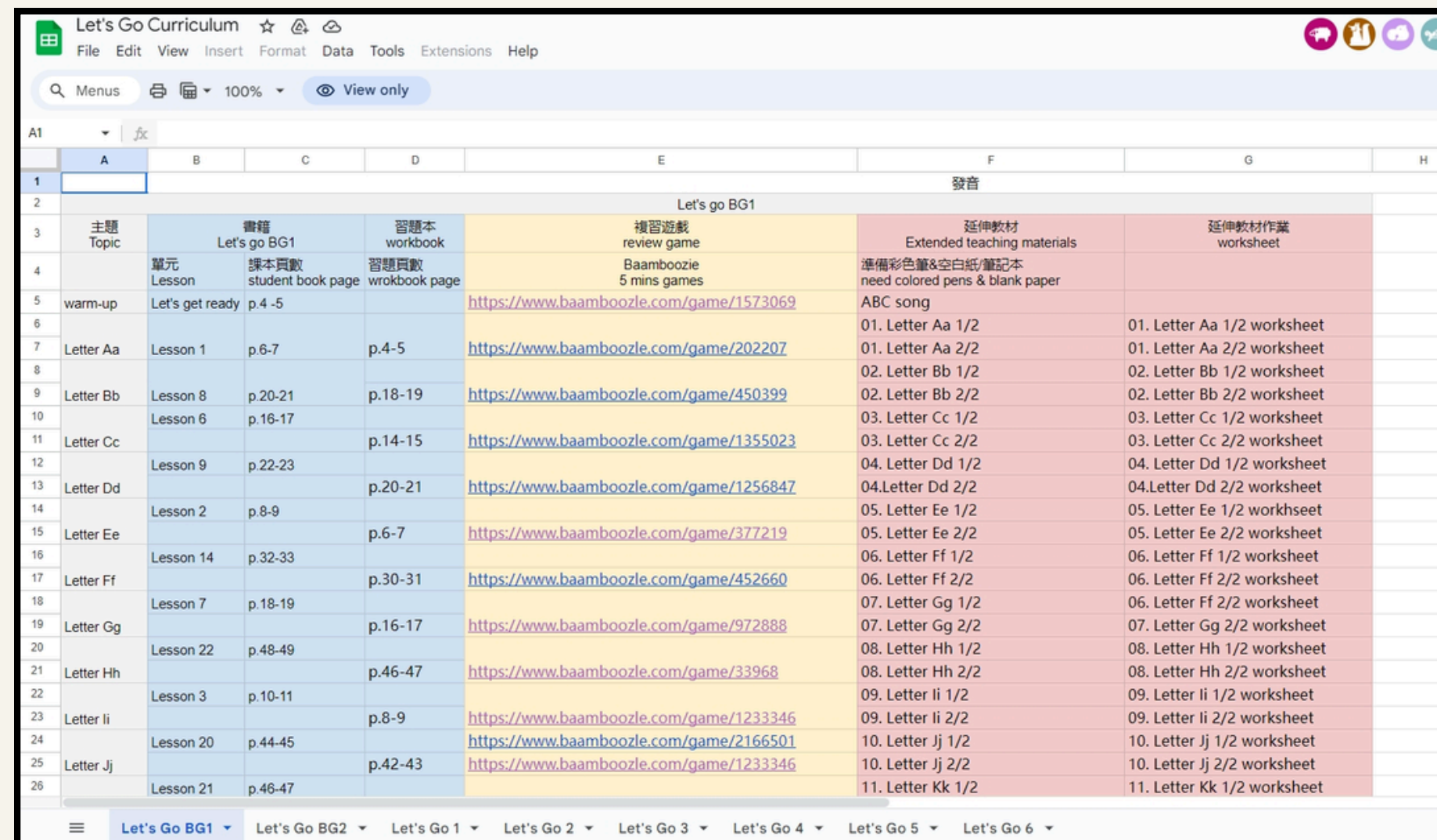
# HI, 25HOON TEACHERS! 🙌

**This is to guide you in using the Let's Go Curriculum we have just launched recently. This new system aims to make it easier for teachers to organize their Let's Go classes for their students who requested this material. This curriculum mainly serves as a lesson plan flow for your Let's Go classes; it also has pre-prepared games + supplemental lessons + worksheets so it will be easier for you to prepare classes.**

# LINK TO THE LET'S GO CURRICULUM:

Click [HERE](#)

It should look like this:



主題 Topic	單元 Lesson	書籍 Let's go BG1 課本頁數 student book page	習題本 workbook 習題頁數 wrokbook page	複習遊戲 review game Baamboozle 5 mins games	延伸教材 Extended teaching materials 準備彩色筆&空白紙/筆記本 need colored pens & blank paper	延伸教材作業 worksheet
warm-up	Let's get ready	p.4 -5		<a href="https://www.baamboozle.com/game/1573069">https://www.baamboozle.com/game/1573069</a>	ABC song	
Letter Aa	Lesson 1	p.6-7	p.4-5	<a href="https://www.baamboozle.com/game/202207">https://www.baamboozle.com/game/202207</a>	01. Letter Aa 1/2 01. Letter Aa 2/2	01. Letter Aa 1/2 worksheet 01. Letter Aa 2/2 worksheet
Letter Bb	Lesson 8	p.20-21	p.18-19	<a href="https://www.baamboozle.com/game/450399">https://www.baamboozle.com/game/450399</a>	02. Letter Bb 1/2 02. Letter Bb 2/2	02. Letter Bb 1/2 worksheet 02. Letter Bb 2/2 worksheet
Letter Cc	Lesson 6	p.16-17	p.14-15	<a href="https://www.baamboozle.com/game/1355023">https://www.baamboozle.com/game/1355023</a>	03. Letter Cc 1/2 03. Letter Cc 2/2	03. Letter Cc 1/2 worksheet 03. Letter Cc 2/2 worksheet
Letter Dd	Lesson 9	p.22-23	p.20-21	<a href="https://www.baamboozle.com/game/1256847">https://www.baamboozle.com/game/1256847</a>	04. Letter Dd 1/2 04. Letter Dd 2/2	04. Letter Dd 1/2 worksheet 04. Letter Dd 2/2 worksheet
Letter Ee	Lesson 2	p.8-9	p.6-7	<a href="https://www.baamboozle.com/game/377219">https://www.baamboozle.com/game/377219</a>	05. Letter Ee 1/2 05. Letter Ee 2/2	05. Letter Ee 1/2 worksheet 05. Letter Ee 2/2 worksheet
Letter Ff	Lesson 14	p.32-33	p.30-31	<a href="https://www.baamboozle.com/game/452660">https://www.baamboozle.com/game/452660</a>	06. Letter Ff 1/2 06. Letter Ff 2/2	06. Letter Ff 1/2 worksheet 06. Letter Ff 2/2 worksheet
Letter Gg	Lesson 7	p.18-19	p.16-17	<a href="https://www.baamboozle.com/game/972888">https://www.baamboozle.com/game/972888</a>	07. Letter Gg 1/2 07. Letter Gg 2/2	07. Letter Gg 1/2 worksheet 07. Letter Gg 2/2 worksheet
Letter Hh	Lesson 22	p.48-49	p.46-47	<a href="https://www.baamboozle.com/game/33968">https://www.baamboozle.com/game/33968</a>	08. Letter Hh 1/2 08. Letter Hh 2/2	08. Letter Hh 1/2 worksheet 08. Letter Hh 2/2 worksheet
Letter Ii	Lesson 3	p.10-11	p.8-9	<a href="https://www.baamboozle.com/game/1233346">https://www.baamboozle.com/game/1233346</a>	09. Letter Ii 1/2 09. Letter Ii 2/2	09. Letter Ii 1/2 worksheet 09. Letter Ii 2/2 worksheet
Letter Jj	Lesson 20	p.44-45	p.42-43	<a href="https://www.baamboozle.com/game/2166501">https://www.baamboozle.com/game/2166501</a>	10. Letter Jj 1/2 10. Letter Jj 2/2	10. Letter Jj 1/2 worksheet 10. Letter Jj 2/2 worksheet
	Lesson 21	p.46-47			11. Letter Kk 1/2	11. Letter Kk 1/2 worksheet



Let's Go BG1 ▾ Let's Go BG2 ▾ Let's Go 1 ▾ Let's Go 2 ▾ Let's Go 3 ▾ Let's Go 4 ▾ Let's Go 5 ▾ Let's Go 6 ▾

--

**There are 8 tabs for each Let's Go book:**

1. Let's Go BG1 (Let's Go Begin 1)
2. Let's Go BG2 (Let's Go Begin 2)
3. Let's Go 1
4. Let's Go 2
5. Let's Go 3
6. Let's Go 4
7. Let's Go 5
8. Let's Go 6

*In each tab, you will see the designated class flow for each book.*

For example, here in Let's Go 2:

	A	B	C	D
1				
2	主題 Topic	書籍 Let's Go 2		習題本 workbook
3	1	單元 Lesson	課本頁數 student book page	習題頁數 workbook page
4	warm-up	Let's Remember	p.2-3	
5	At school	Unit 1 Let's talk	p.4-5	p.3
6		Unit 1 Let's learn	p.6-7	p.4-5
7		Unit 1 Let's learn more	p.8-9	p.6-7
8		Unit 1 Let's learn to read	p.10-11	p.8-10
9	my things	Unit 2 Let's talk	p.12-13	p.11
10		Unit 2 Let's learn	p.14-15	p.12-13
11		Unit 2 Let's learn more	p.16-17	p.14-15
12		Unit 2 Let's learn to read	p.18-19	p.16-18
13		Let's Review Unit 1 and 2	p.20-21	p.19-20
14		Unit 3 Let's talk	p.22-23	p.21
15		Unit 3 Let's learn	p.24-25	p.22-23
16		Unit 3 Let's learn more	p.26-27	p.24-25
17		Unit 3 Let's learn to read	p.28-29	p.26-28
18	occupations	Unit 4 Let's talk	p.30-31	p.29
19		Unit 4 Let's learn	p.32-33	p.30-31
20		Unit 4 Let's learn more	p.34-35	p.32-33
21		Unit 4 Let's learn to read	p.36-37	p.34-36
22		Let's Review Unit 3 and 4	p.38-39	p.37-38
23	things to eat	Unit 5 Let's talk	p.40-41	p.39

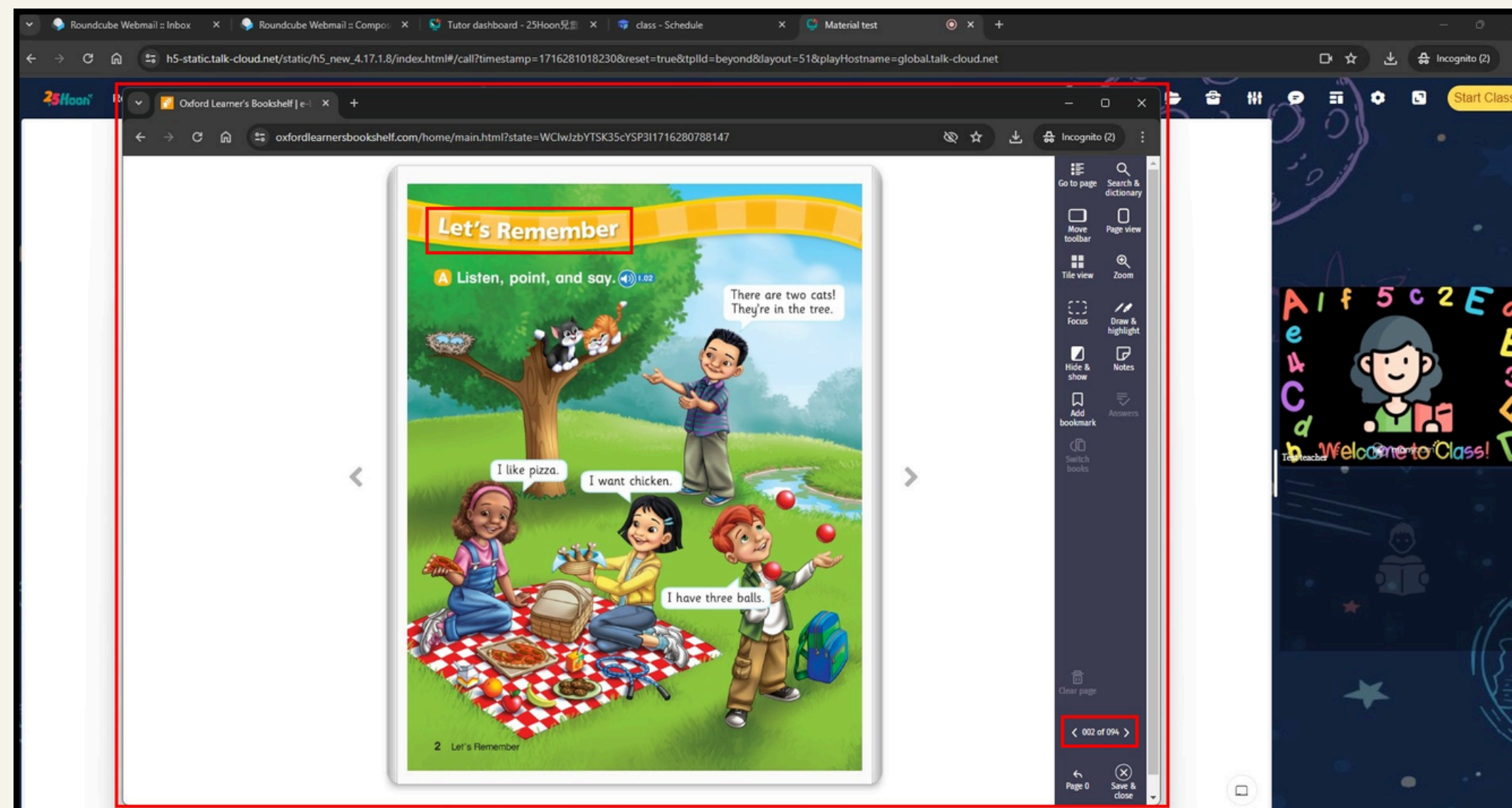
1. Topic Scope
2. Specific Lesson
3. Page/s you have to cover
4. Workbook page/s you have to give as homework



E	F	G
	Let's go 2	
複習遊戲 review game	延伸教材 Extended teaching materials	延伸教材作業 worksheet
Baamboozle 5 mins games	準備彩色筆&空白紙/筆記本 need colored pens & blank paper	
<a href="https://www.baamboozle.com/game/1710066">https://www.baamboozle.com/game/1710066</a>	how are you	
<a href="https://www.baamboozle.com/game/63719">https://www.baamboozle.com/game/63719</a>	02. Vocabulary _ 03. Daily necessities _ 01. Stationery 3/3	
<a href="https://www.baamboozle.com/game/1396301">https://www.baamboozle.com/game/1396301</a>	02. Vocabulary _ 03. Daily necessities _ 01. Stationery 3/3	
<a href="https://www.baamboozle.com/game/433769">https://www.baamboozle.com/game/433769</a>	01. Phonics _ 01. Letter Sounds _ 13-1/2. Letter Mm	
<a href="https://www.baamboozle.com/game/1688670">https://www.baamboozle.com/game/1688670</a>	02. Vocabulary _ 18. questions_09. his her their its	
<a href="https://www.baamboozle.com/game/847550">https://www.baamboozle.com/game/847550</a>	02. Vocabulary _ 18. questions_03. what	
<a href="https://www.baamboozle.com/game/570363">https://www.baamboozle.com/game/570363</a>	02. Vocabulary _ 18. questions_08. what questions	
<a href="https://www.baamboozle.com/game/1913861">https://www.baamboozle.com/game/1913861</a>	01. Phonics _ 01. Letter Sounds	
<a href="https://www.baamboozle.com/game/1844049">https://www.baamboozle.com/game/1844049</a>	what does he / she have	
<a href="https://www.baamboozle.com/game/1738917">https://www.baamboozle.com/game/1738917</a>	03. Listening and Speaking _ 06. describe pictures _ 01. what is wrong with the picture	
<a href="https://www.baamboozle.com/game/2111681">https://www.baamboozle.com/game/2111681</a>	06. Grammar _ step 3 _ 20. modal verbs _ 04. good choice behaviours	
<a href="https://www.baamboozle.com/game/1795428">https://www.baamboozle.com/game/1795428</a>	02. Vocabulary _ 11. sports _ 02. Sports	
<a href="https://www.baamboozle.com/game/391842">https://www.baamboozle.com/game/391842</a>	02. Vocabulary _ 11. sports _ 03. summer games	
<a href="https://www.baamboozle.com/game/1519296">https://www.baamboozle.com/game/1519296</a>	02. Vocabulary _ 03. Daily necessities _ 08. illness 2/2	
<a href="https://www.baamboozle.com/game/301502">https://www.baamboozle.com/game/301502</a>	02. Vocabulary _ 10. Let's meet People_02. Reveal the Picture Jobs 1/2	
<a href="https://www.baamboozle.com/game/1780894">https://www.baamboozle.com/game/1780894</a>	02. Vocabulary _ 10. Let's meet People_03. who can help me	
<a href="https://www.baamboozle.com/game/1823170">https://www.baamboozle.com/game/1823170</a>	01. Phonics _ 03. Quick Read_36. a-e / 01. ai / 07. ay	
<a href="https://www.baamboozle.com/game/2022937">https://www.baamboozle.com/game/2022937</a>	02. Vocabulary _ 10. Let's meet People_04. lets meet people who help us	
<a href="https://www.baamboozle.com/game/93393">https://www.baamboozle.com/game/93393</a>	02. Vocabulary _ 14. Food_01. Fruits and vegetables 3/3	

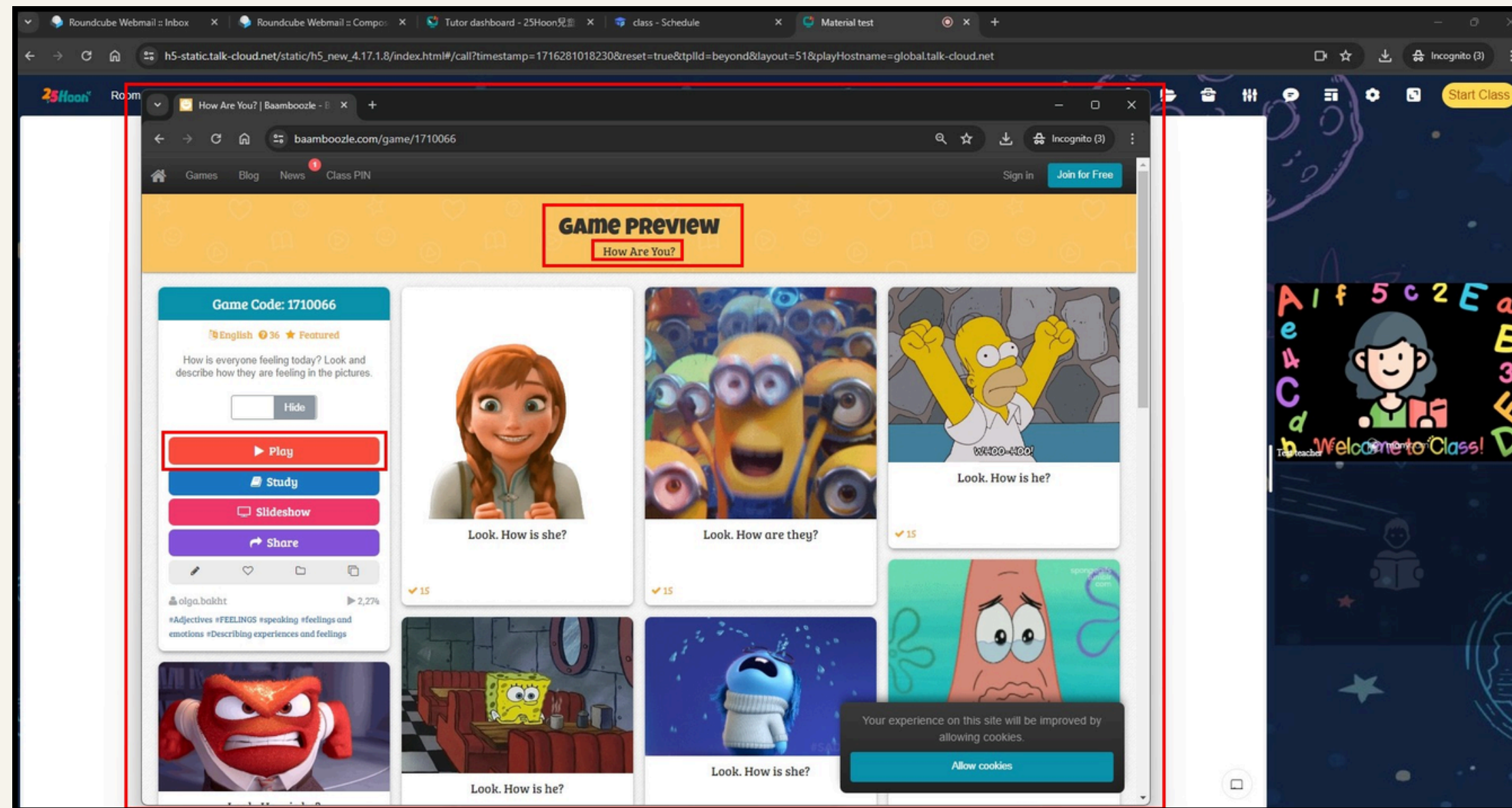
5. Related game link provided
6. After the book unit, please use the provided Extended Teaching Materials to expand the lesson + activities
7. Worksheets are also available (specifically for Let's Go B1 and B2)

So, if your student requested to use Let's Go 2... in your first official regular class, you should use: Warm-up > Let's Remember > Page 2-3:



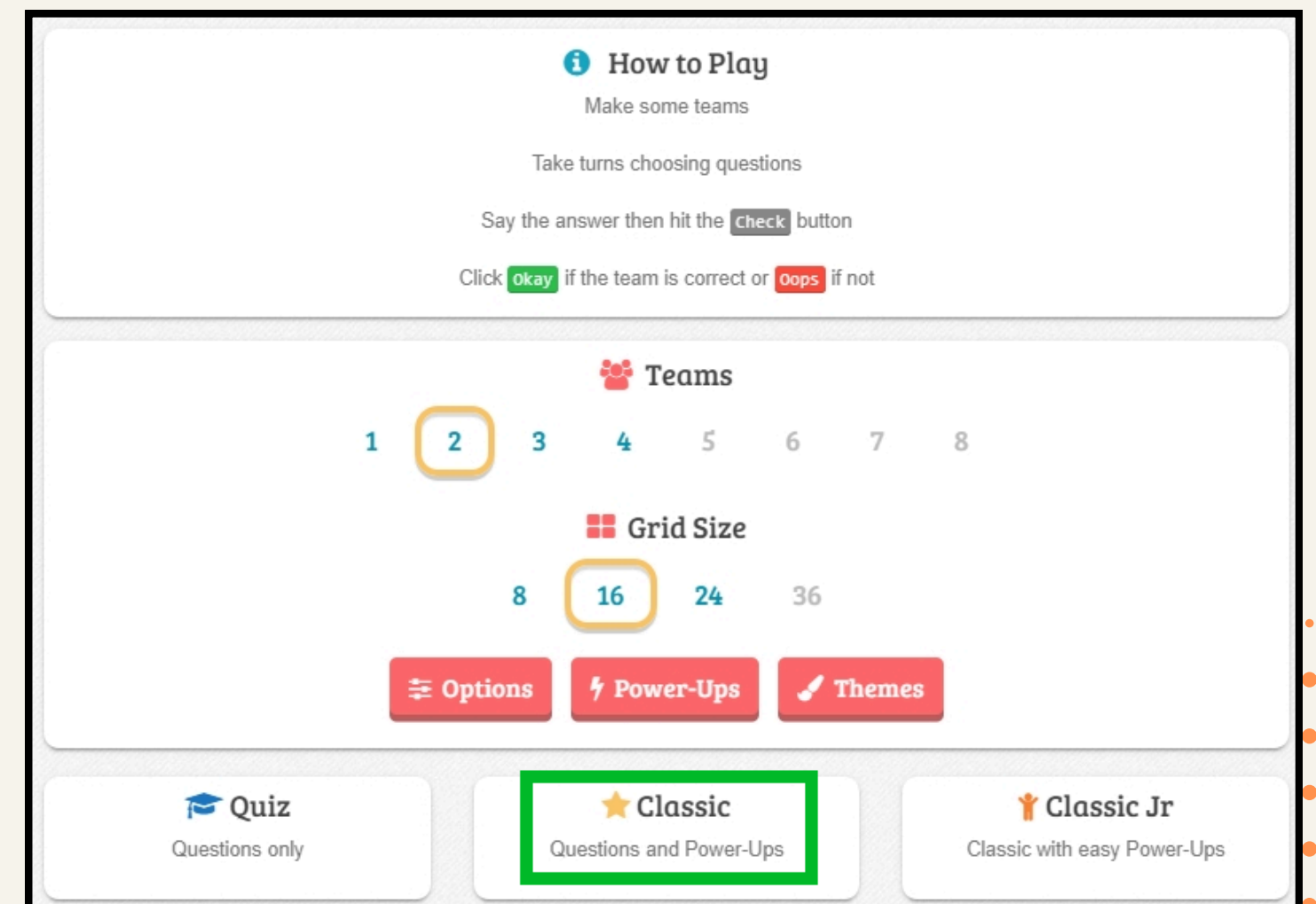



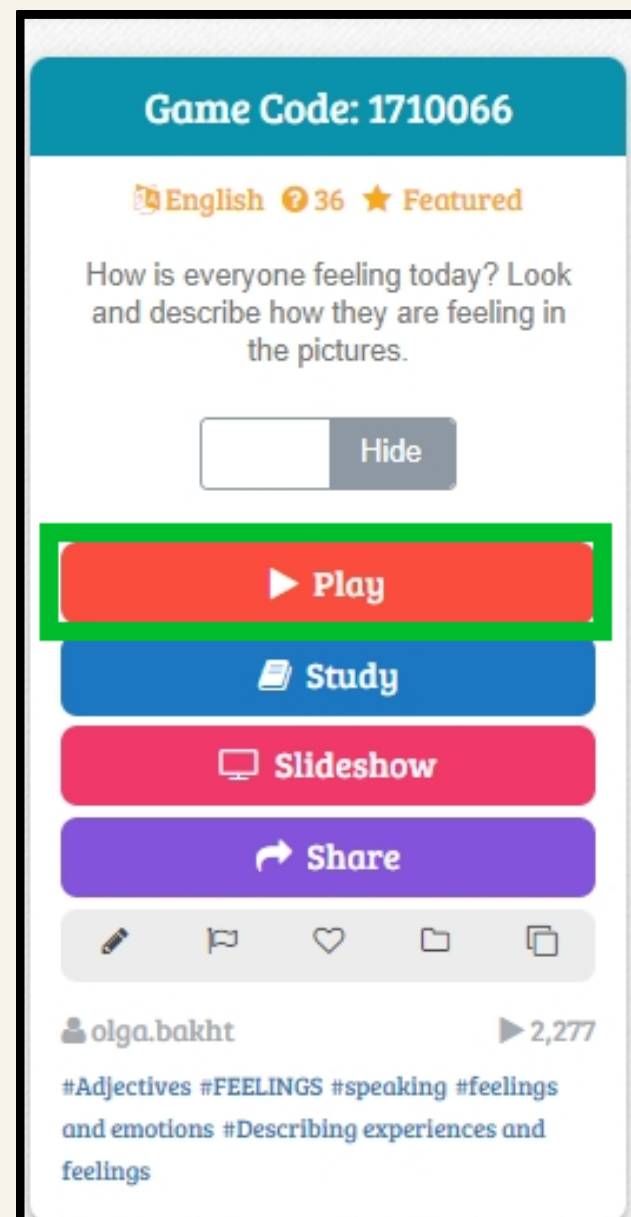


After the book material, please play the designated game with student:





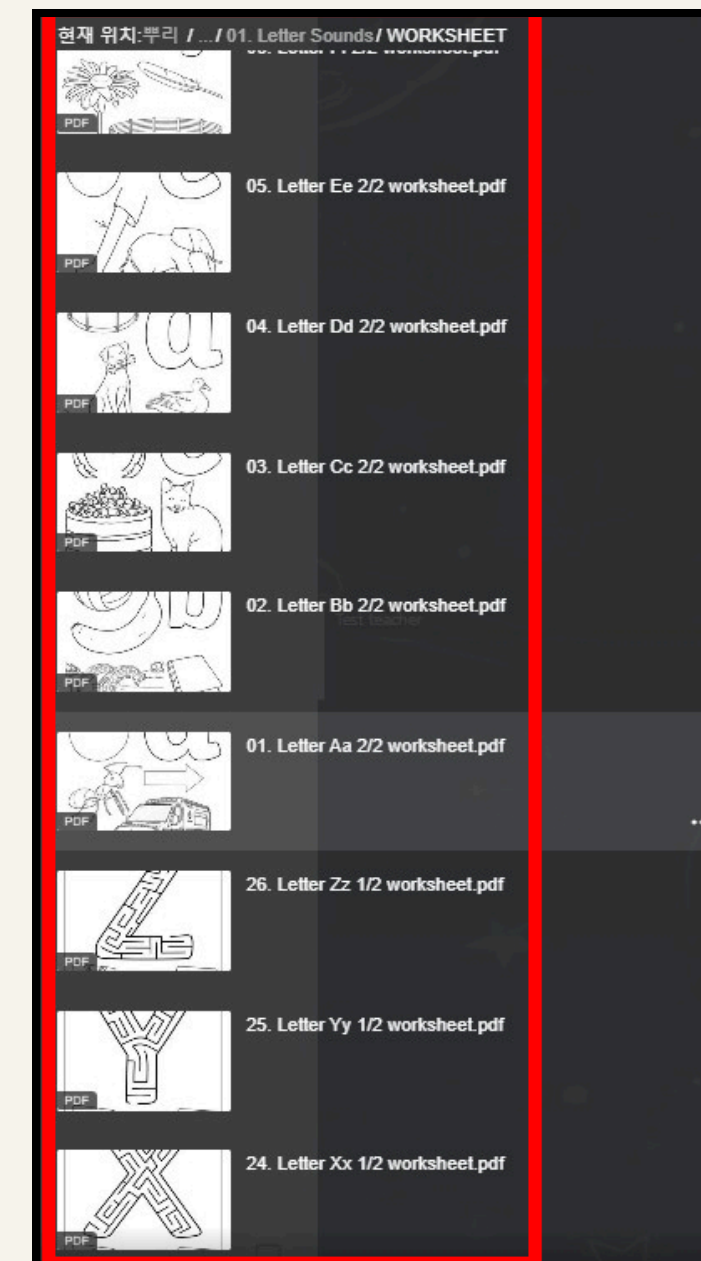
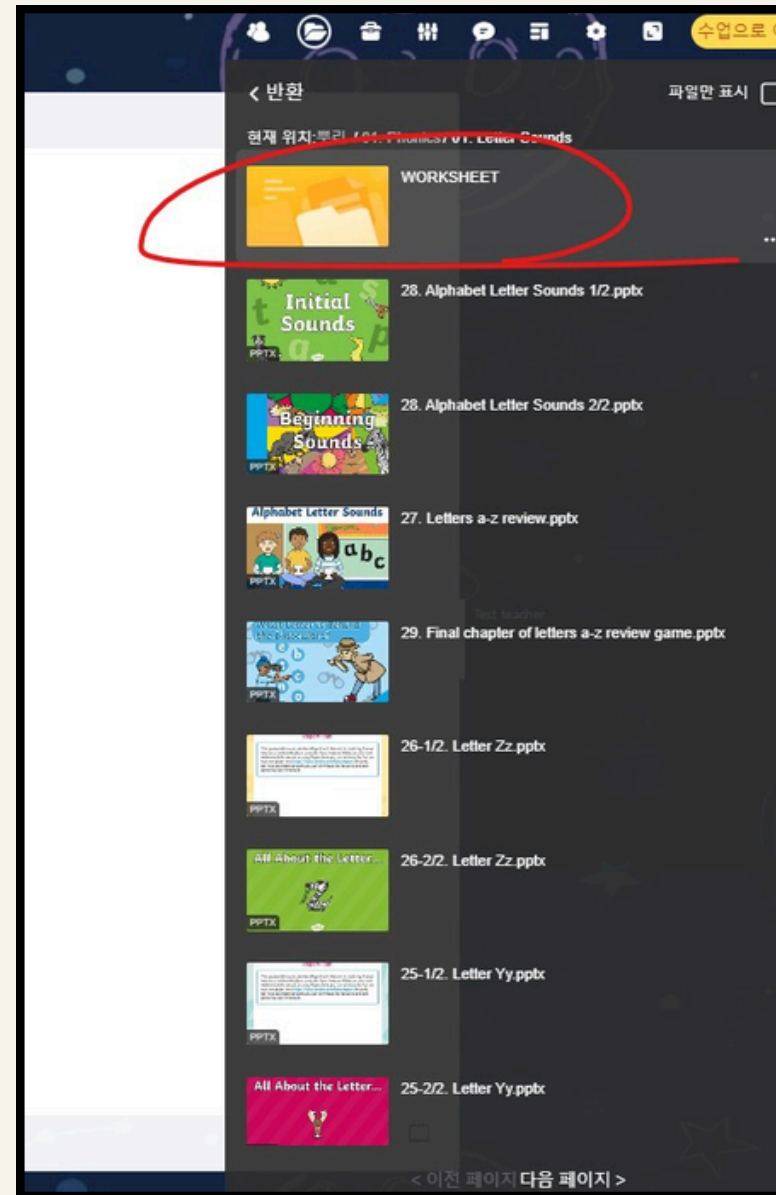

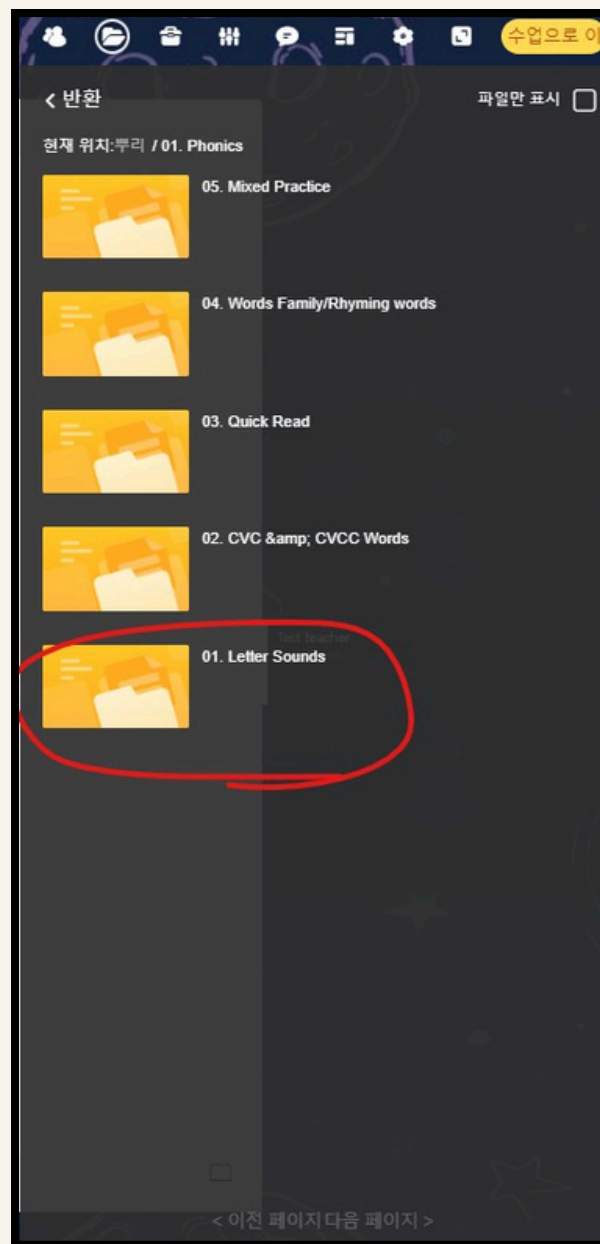
Just click Play > Baamboozle Play for Free > Classic:



After the book discussion, you may proceed to use the Extended Teaching Material, please take note of it, locate in classroom and Upload to use in class:



If there is a Worksheet in the lesson as per the curriculum, please locate it and upload it to use in the classroom as well. If there's no Worksheet indicated, you may simply skip it.





If there is a Homework assigned, please give it to student as well:

The screenshot displays a web browser window with multiple tabs. The active tab is 'Oxford Learner's Bookshelf | e-'. The URL bar shows 'oxfordlearnersbookshelf.com/home/main.html?state=WClwJzbYTSK35cYSP3i1716280788147'. The main content area shows a worksheet for 'Unit 1 At School Let's Talk'. The worksheet is titled 'WORKBOOK (for homework)' and includes a section 'A Read, trace, and write.' with four numbered exercises. Each exercise features a cartoon illustration of children and a speech bubble with a sentence to be read and written. The sentences are: 1. 'Hi, Kate. How are you?' (I'm OK, thanks.), 2. 'Goodbye, Kate.' (See you later!), 3. 'Andy. How are you?' (Pretty good, thanks. How about you? OK.), and 4. 'Goodbye, Andy.' (you!). At the bottom of the worksheet, there is a 'Parent's signature' line and the text 'Unit 1 At School 3'. On the right side of the worksheet, there is a vertical toolbar with various icons for navigation and editing. At the bottom of the toolbar, there is a red box containing the text '< 003 of 080 >'. To the right of the worksheet, there is a sidebar with a 'Start Class' button and a 'Welcome to Class!' message.



**After completing all needed book pages + games + extended materials (and worksheet, if needed), and homework, you may proceed to the next lesson.**

**No need to rush through the lessons, please take your time and make sure student catches up well in your classes. The most important thing is that students enjoy and learn well in your classes. 😊**

**PLEASE DO NOT FORGET TO GIVE THE NECESSARY EXAMS WHEN NEEDED.**

***Unit tests after each unit, Midterms, and Final exams.***

**We hope this helped you  
prepare accordingly for the Let's Go Curriculum.**

**Please review this manual thoroughly and practice so you can  
get used to the new system quickly.**

**If you have any concerns regarding this matter,  
you may contact us on Skype. Thank you!**



**Looking forward to your cooperation,  
TS Team**

**2024**

