

**EFFECTIVE  
STRATEGIES  
FOR FIRST CLASSES**



2024

**Hi, 25Hoon Teachers! 🙌**

**For First Classes, to support our teachers better, we have observed and noted the best methods a teacher can use to attract students' attention and to give off a good impression that would make them want to be your regular student.**

**There are 4 effective techniques a teacher should practice:**

- 1. Bright lighting + Webcam animations and background**
- 2. Warm welcome + Customized welcome photo/intro template**
- 3. Supplemental teacher aids/physical props**
- 4. Appropriate and fun games**

## 1. Bright lighting + Webcam animations and background

To get students' attention from the beginning, it will be helpful if the teacher uses bright lighting and webcam applications where they can get filters and backgrounds working during classes. It will certainly help your class to be fun and interesting from the beginning.

**We recommend downloading Manycam for this.**

- Click [HERE](#) for the download link.
- You can learn tutorials from YouTube and other blogs.

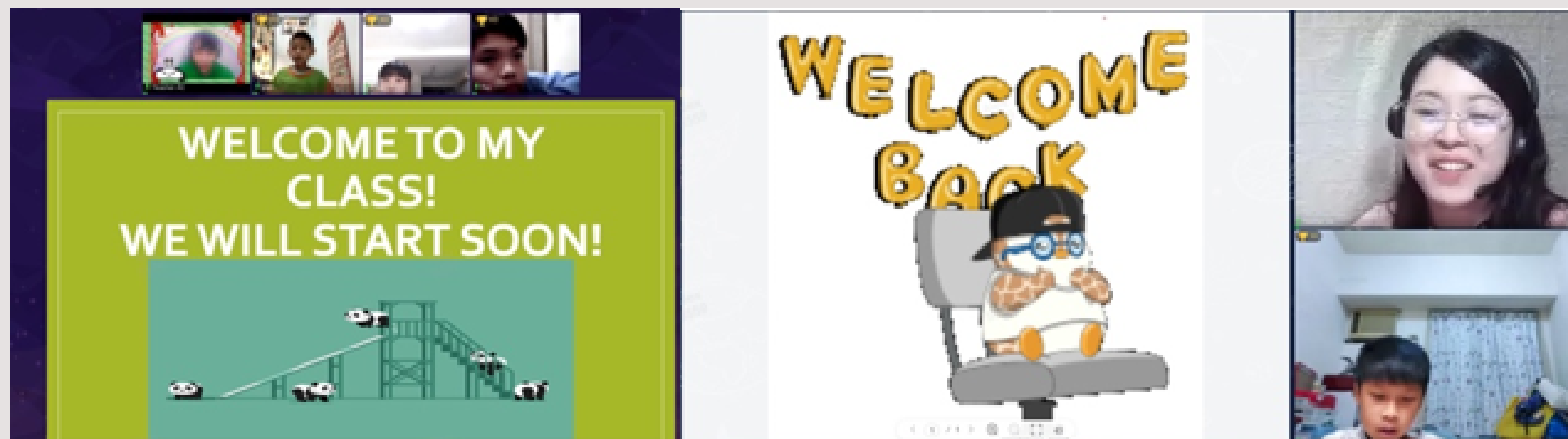


## 2. Warm welcome + Customized welcome photo/intro template

While we have provided intro templates for teachers, we suggest making your own based on your creativity and style to establish the uniqueness of your classes.

Many of our regular teachers do this and it has been very effective for their first class success and regular student retention rates.

### Examples:



### 3. Supplemental teacher aids/physical props

If you do not have webcam application filters or backgrounds, you may opt for using physical props as examples to make your classes easier to understand and to also make them more fun and interesting.

Some teachers have difficulty with webcam applications due to technical issues, equipment mismatch, etc. If you fall under this category, it will be best to compensate for it with physical props.

#### Examples:



## 4. Appropriate and fun games

We are now requiring teachers to use Baamboozle as the standard game for classes as it offers free games without ads. We highly encourage everyone to master the Baamboozle website so you can smoothly and confidently play games with your students in class.

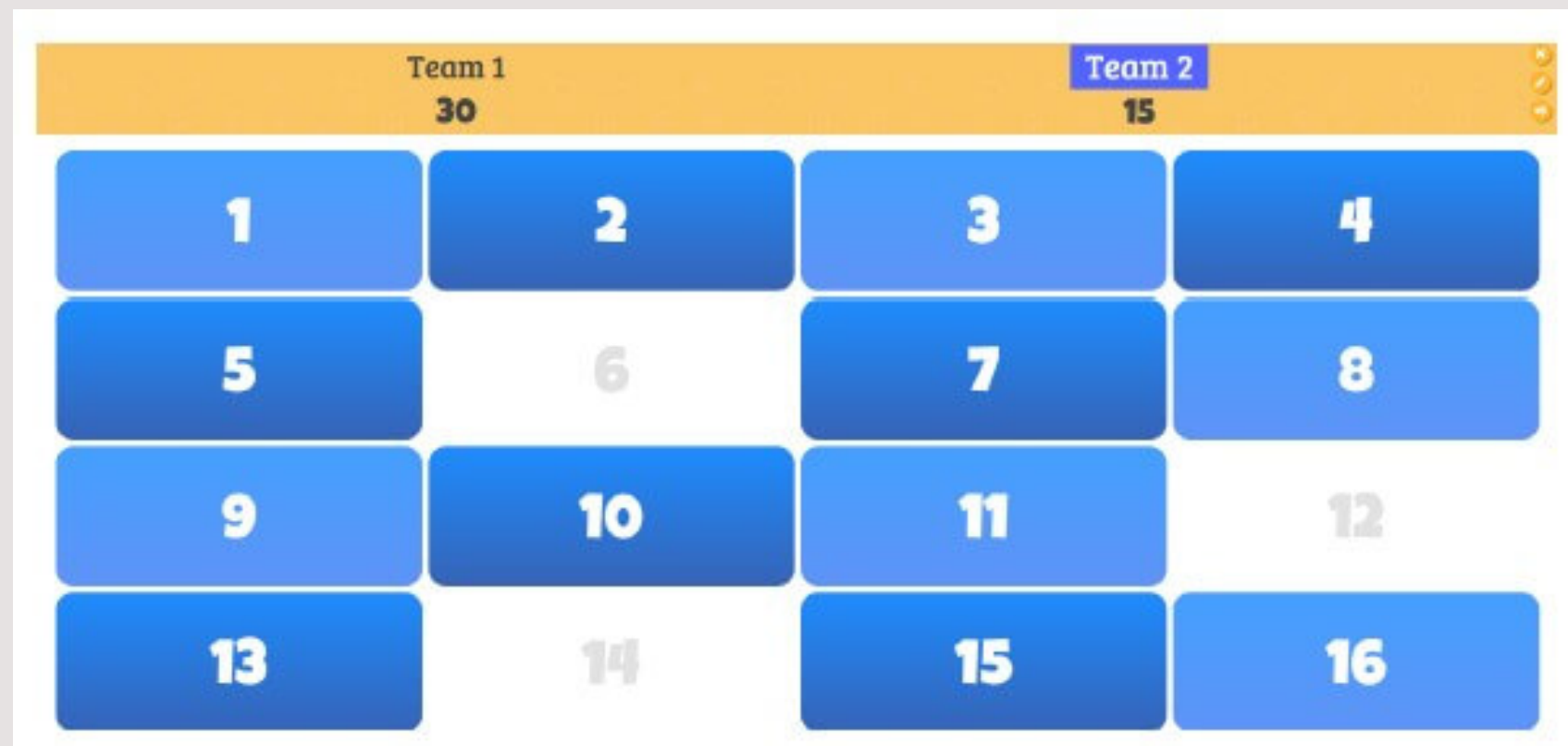
**You may find the game link and instructions via Dashboard > Materials > English games.**

--

Baamboozle website link: Click [here](#)

--

Example of the standard game:




**NOTE:** Always play games that are relevant to the topic.

If the topic is about Grammar, please play Grammar Games.  
If the topic is about animals, please play games about animals.

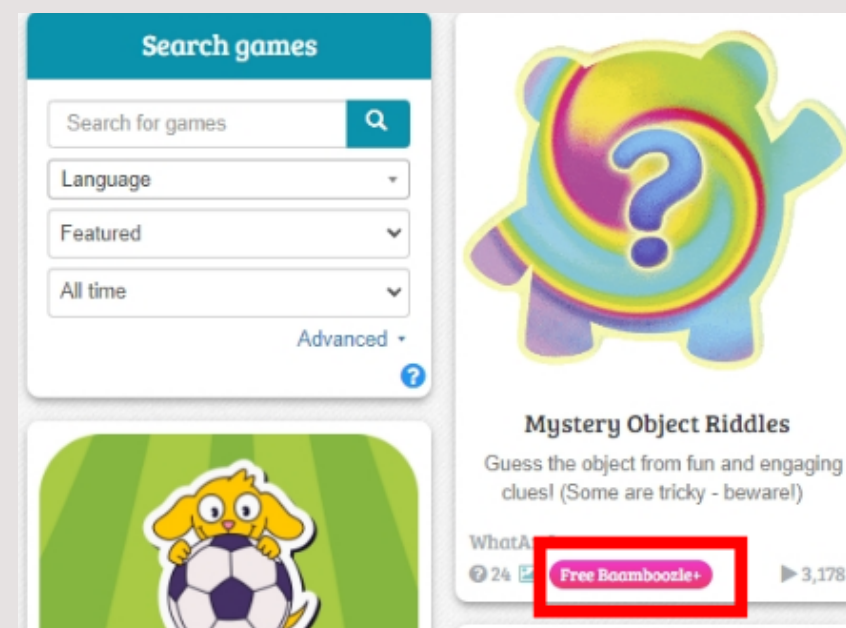
## NOTES FOR THE GAMES:

You can access all games for free but only the free option.

You can just use the free account. Also, the Baamboozle website offers users to play all game types BUT only for the game of the day.



This is found right next to the search bar with the pink icon; they change the game of the day every day.



As for the rest of the games, they only offer the free game which is the number game (photo sample in the previous page). All the other options are for premium users.

**Please take note of these 4 effective strategies and apply them not only in your first classes but also in all of your bookings, as needed.**

According to our records and observations, they help boost the success rate in getting repeated bookings from students and eventually getting long-term regulars.

**Kindly follow and adjust classes well.**

**All the best,**

**25Hoon English**

**TS Team**